

Signify Classified - Internal
Cooper Lighting Solutions Photometric Lab
1121 Highway 74 South
Peachtree City, GA 30269



Scaled data based on original data using
LM-79-2019 Approved Method: Electrical and Photometric Measurements of Solid-
State Lighting Products

Test Report Prepared for

Cooper Lighting Solutions

Brand: McGRAW-EDISON

Report Number: P642057

Luminaire Tested: GWS-SA6C-727-U-SLL-W

Issue Date: 1/10/2023

Test Information

Test Method: LM-79-2019
Report Number: P642057
TEST IS SCALED FROM IESNA LM-79-08 TEST DATA (G2-2209-782-37)
Test Lab: COOPER LIGHTING SOLUTIONS
Issue Date: 1/10/2023
Manufacturer: COOPER LIGHTING SOLUTIONS
Product Line: McGRAW-EDISON
Catalog Number: GWS-SA6C-727-U-SLL-W
Description: GALLEON WALL SLIM LUMINAIRE. (6) LIGHTSQUARES WITH 16 LEDS EACH AND SPILL LIGHT ELIMINATOR LEFT OPTICS
Light Source: (96) 2700K CCT, 70 CRI LEDS
Ballast/Driver: -

Summary

Lumens per Lamp: N/A
Luminaire Lumens: 22256.1 lumens
Efficiency: N/A
Efficacy: 117.6 lumens/watt
Luminous Opening: Rectangular (W 2' x L: 1' x H: 0')
IES Classification: Type III - Short
BUG Rating: B3 - U0 - G4

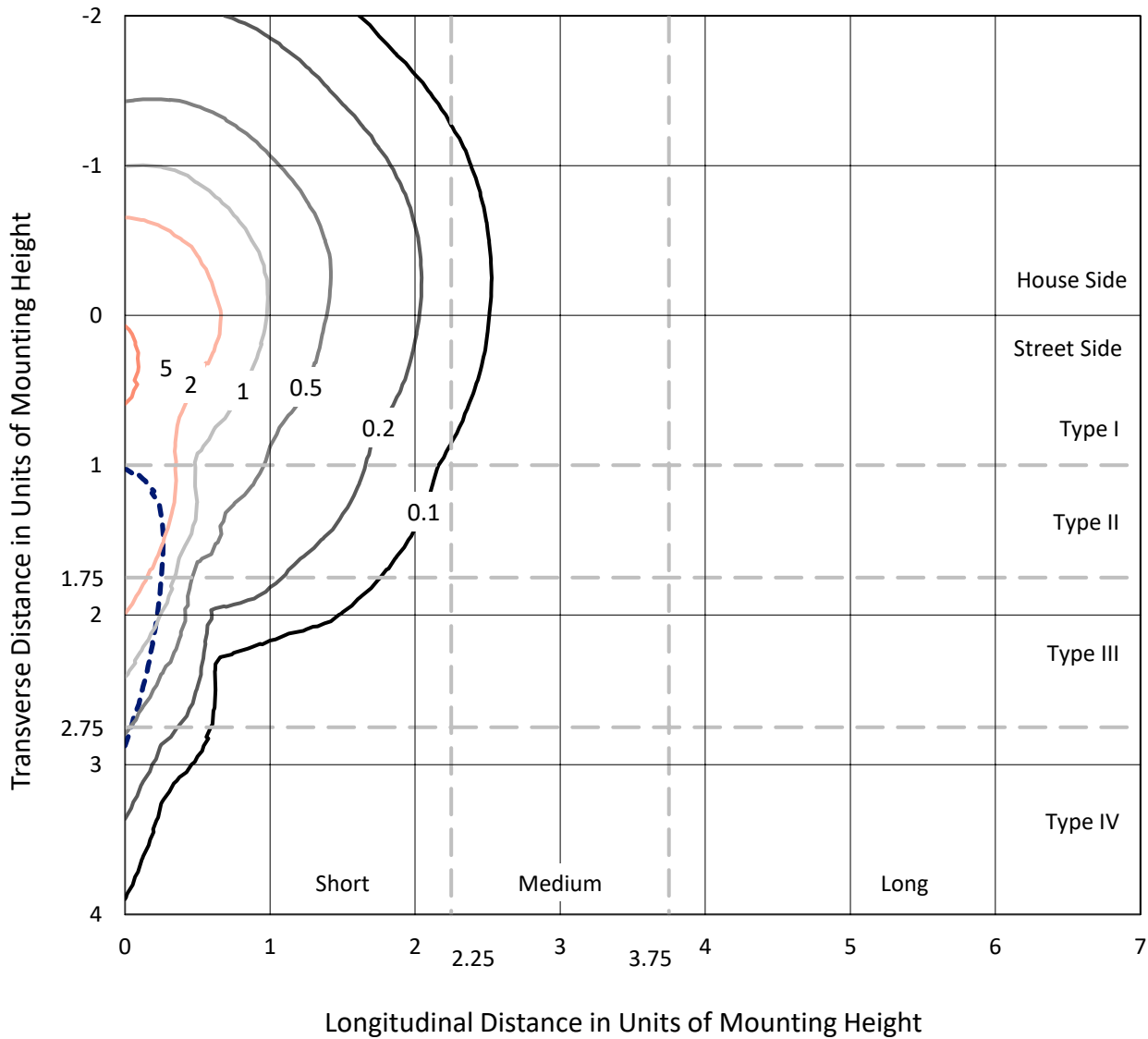
Input Watts (W): 189.2
Input Voltage (V): 120
Input Current (Ain): NR
Voltage Rise (V): NR
Power Factor: NR
Total Harmonic Distortion (THDi): NR
Frequency (hertz): 0
Stabilization Time: NR
Operation Time: NR
Ambient Temperature (°C): NR
Test Distance: 28.75 FT



REPORT NUMBER: P642057
 CATALOG NUMBER: GWS-SA6C-727-U-SLL-W

Iso-Footcandle Lines of Horizontal Illumination

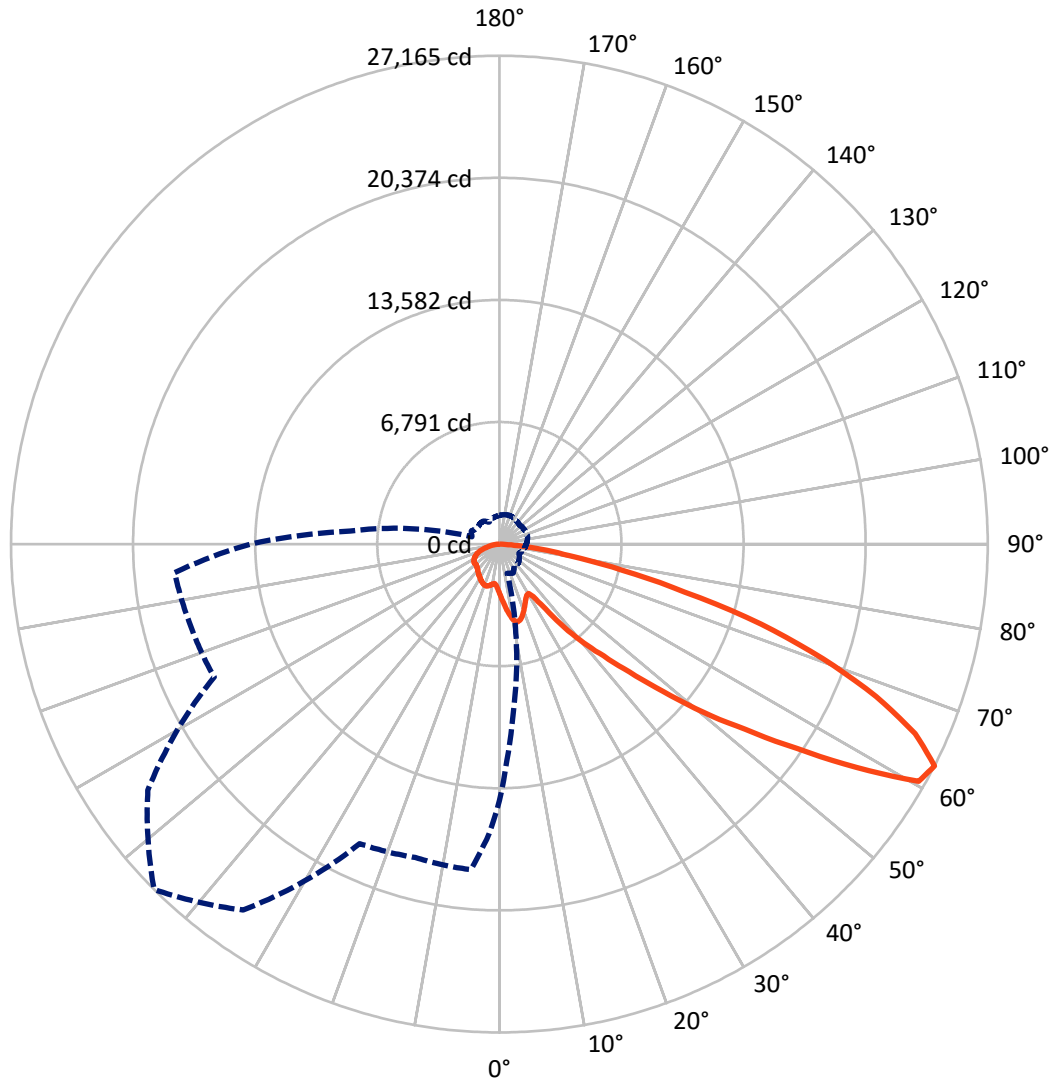
× Max cd
 - - - 1/2 Max cd



Based on 25 foot mounting height. Maximum calculated value = 5.9 fc
 Type III - Short - N/A

REPORT NUMBER: P642057
CATALOG NUMBER: GWS-SA6C-727-U-SLL-W

Luminous Intensity Polar Plot



— Vertical Plane Through 315-Deg Lateral - - - Horizontal Cone Through 62.5-Deg Vertical

REPORT NUMBER: P642057

CATALOG NUMBER: GWS-SA6C-727-U-SLL-W

FLUX DISTRIBUTION:

| | | Downward | Upward | Total |
|--------------------|-----------|----------|--------|---------|
| House Side | Lumens | 5321.5 | 0.0 | 5321.5 |
| | % Fixture | 23.9 | 0.0 | 23.9 |
| Street Side | Lumens | 16934.6 | 0.0 | 16934.6 |
| | % Fixture | 76.1 | 0.0 | 76.1 |
| Total | Lumens | 22256.1 | 0.0 | 22256.1 |
| | % Fixture | 100.0 | 0.0 | 100.0 |

ZONAL LUMENS:

| Zone | Lumens | % Fixture |
|-----------|---------|-----------|
| 0°-10° | 273.4 | 1.2 |
| 10°-20° | 888.4 | 4.0 |
| 20°-30° | 1398.6 | 6.3 |
| 30°-40° | 1917.1 | 8.6 |
| 40°-50° | 2991.2 | 13.4 |
| 50°-60° | 5157.4 | 23.2 |
| 60°-70° | 5976.8 | 26.9 |
| 70°-80° | 3154.8 | 14.2 |
| 80°-90° | 498.4 | 2.2 |
| 90°-100° | 0.0 | 0.0 |
| 100°-110° | 0.0 | 0.0 |
| 110°-120° | 0.0 | 0.0 |
| 120°-130° | 0.0 | 0.0 |
| 130°-140° | 0.0 | 0.0 |
| 140°-150° | 0.0 | 0.0 |
| 150°-160° | 0.0 | 0.0 |
| 160°-170° | 0.0 | 0.0 |
| 170°-180° | 0.0 | 0.0 |
| 0°-90° | 22256.1 | 100.0 |
| 0°-180° | 22256.1 | 100.0 |

Coefficient of Utilization



REPORT NUMBER: P642057

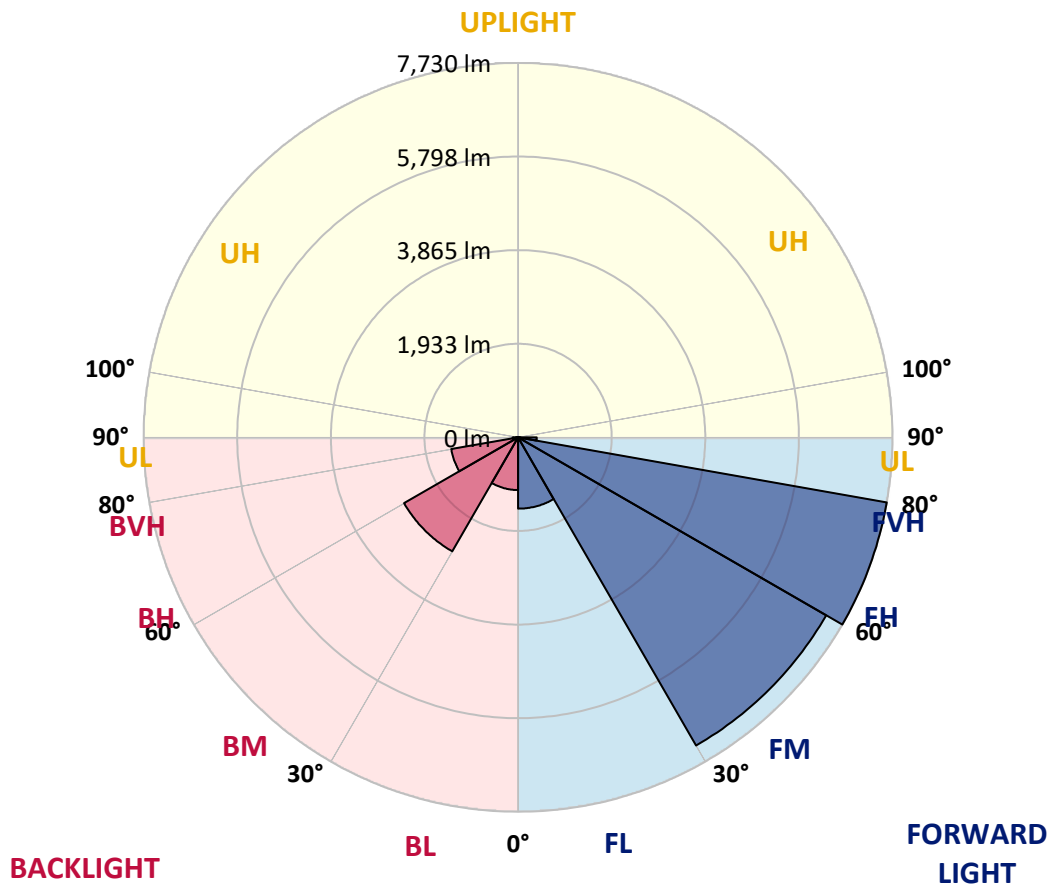
CATALOG NUMBER: GWS-SA6C-727-U-SLL-W

LUMINAIRE CLASSIFICATION SYSTEM LUMEN TABLE AND BUG RATING:

| Zone | Lumens | % Fixture | Zone Rating/Lumen Limit | | |
|----------------|--------|-----------|-------------------------|------|----------|
| | | | B | U | G |
| FL (0°-30°) | 1472.0 | 6.6 | | | |
| FM (30°-60°) | 7347.5 | 33.0 | | | |
| FH (60°-80°) | 7730.5 | 34.7 | | | G4/12000 |
| FVH (80°-90°) | 384.7 | 1.7 | | | G3/500 |
| BL (0°-30°) | 1088.4 | 4.9 | B3/2500 | | |
| BM (30°-60°) | 2718.2 | 12.2 | B3/5000 | | |
| BH (60°-80°) | 1401.2 | 6.3 | B3/2500 | | G3/2500 |
| BVH (80°-90°) | 113.7 | 0.5 | | | G2/225 |
| UL (90°-100°) | 0.0 | 0.0 | | U0/0 | |
| UH (100°-180°) | 0.0 | 0.0 | | U0/0 | |

BUG Rating: B3-U0-G4

Type III Short





REPORT NUMBER: P642057
 CATALOG NUMBER: GWS-SA6C-727-U-SLL-W

CANDELA DISTRIBUTION (FULL):

| | 0° | 2° | 5° | 15° | 25° | 35° | 45° | 55° | 65° | 75° | 85° |
|-------|---------|---------|---------|--------|--------|--------|--------|--------|--------|--------|--------|
| 0° | 2774.9 | 2774.9 | 2774.9 | 2774.9 | 2774.9 | 2774.9 | 2774.9 | 2774.9 | 2774.9 | 2774.9 | 2774.9 |
| 2.5° | 3014.9 | 3003.0 | 2986.0 | 2928.1 | 2892.3 | 2851.5 | 2808.9 | 2759.6 | 2703.4 | 2664.2 | 2625.1 |
| 5° | 3270.3 | 3251.5 | 3210.7 | 3072.8 | 2977.5 | 2873.6 | 2786.8 | 2688.1 | 2591.0 | 2524.6 | 2458.2 |
| 7.5° | 3515.4 | 3491.6 | 3428.6 | 3217.5 | 3062.6 | 2912.8 | 2781.7 | 2638.7 | 2494.0 | 2395.2 | 2316.9 |
| 10° | 3760.6 | 3711.2 | 3631.2 | 3355.4 | 3151.1 | 2977.5 | 2827.6 | 2652.3 | 2459.9 | 2325.4 | 2242.0 |
| 12.5° | 3947.8 | 3901.8 | 3815.0 | 3481.4 | 3239.6 | 3021.7 | 2853.2 | 2691.5 | 2528.0 | 2385.0 | 2299.9 |
| 15° | 4123.2 | 4063.6 | 3964.8 | 3598.8 | 3312.8 | 3020.0 | 2802.1 | 2660.8 | 2637.0 | 2601.2 | 2490.6 |
| 17.5° | 4249.1 | 4194.7 | 4092.5 | 3694.2 | 3353.7 | 2967.2 | 2660.8 | 2577.4 | 2684.6 | 2793.6 | 2688.1 |
| 20° | 4359.8 | 4296.8 | 4193.0 | 3760.6 | 3362.2 | 2849.8 | 2488.9 | 2490.6 | 2659.1 | 2808.9 | 2783.4 |
| 22.5° | 4453.4 | 4383.6 | 4291.7 | 3835.5 | 3358.8 | 2686.4 | 2339.1 | 2441.2 | 2609.7 | 2727.2 | 2730.6 |
| 25° | 4569.2 | 4511.3 | 4434.7 | 3946.1 | 3358.8 | 2519.5 | 2230.1 | 2381.6 | 2526.3 | 2625.1 | 2621.7 |
| 27.5° | 4710.5 | 4671.3 | 4608.3 | 4114.6 | 3389.4 | 2379.9 | 2168.8 | 2305.0 | 2419.1 | 2504.2 | 2502.5 |
| 30° | 4868.8 | 4833.0 | 4785.4 | 4293.4 | 3442.2 | 2276.1 | 2134.8 | 2209.7 | 2293.1 | 2361.2 | 2361.2 |
| 32.5° | 5030.5 | 5016.9 | 4965.8 | 4436.4 | 3401.3 | 2243.7 | 2105.8 | 2114.4 | 2158.6 | 2214.8 | 2209.7 |
| 35° | 5255.2 | 5241.6 | 5176.9 | 4547.0 | 3224.3 | 2197.8 | 2059.9 | 2017.3 | 2022.4 | 2058.2 | 2070.1 |
| 37.5° | 5583.8 | 5563.4 | 5468.0 | 4676.4 | 2957.0 | 2082.0 | 1985.0 | 1915.2 | 1899.9 | 1915.2 | 1937.3 |
| 40° | 5980.5 | 5949.8 | 5820.4 | 4851.8 | 2648.9 | 1925.4 | 1867.5 | 1809.6 | 1784.1 | 1789.2 | 1814.7 |
| 42.5° | 6477.5 | 6412.9 | 6227.3 | 5037.3 | 2344.2 | 1787.5 | 1736.4 | 1700.7 | 1671.7 | 1668.3 | 1717.7 |
| 45° | 7284.5 | 7107.4 | 6812.9 | 5202.5 | 2087.1 | 1714.3 | 1619.0 | 1593.4 | 1569.6 | 1583.2 | 1641.1 |
| 47.5° | 8694.0 | 8367.2 | 7793.5 | 5343.8 | 1930.5 | 1716.0 | 1525.3 | 1498.1 | 1496.4 | 1523.6 | 1588.3 |
| 50° | 10631.3 | 10159.8 | 9274.6 | 5439.1 | 1848.8 | 1736.4 | 1469.2 | 1424.9 | 1457.2 | 1484.5 | 1545.8 |
| 52.5° | 12486.9 | 11766.8 | 10713.1 | 5437.4 | 1813.0 | 1739.8 | 1484.5 | 1356.8 | 1457.2 | 1464.0 | 1521.9 |
| 55° | 14071.8 | 12767.8 | 11101.2 | 4879.0 | 1762.0 | 1726.2 | 1544.1 | 1304.0 | 1438.5 | 1464.0 | 1510.0 |
| 57.5° | 15331.6 | 13404.5 | 11072.3 | 3941.0 | 1916.9 | 1651.3 | 1579.8 | 1292.1 | 1384.0 | 1467.4 | 1520.2 |
| 60° | 15192.0 | 13113.4 | 10359.0 | 2419.1 | 1901.6 | 1518.5 | 1574.7 | 1314.2 | 1292.1 | 1421.5 | 1508.3 |
| 62.5° | 14264.2 | 12069.9 | 9131.6 | 1678.5 | 1785.8 | 1441.9 | 1491.3 | 1353.4 | 1207.0 | 1355.1 | 1450.4 |
| 65° | 12965.3 | 10723.3 | 7609.6 | 1287.0 | 1479.4 | 1445.3 | 1350.0 | 1326.2 | 1132.1 | 1249.5 | 1351.7 |
| 67.5° | 11247.6 | 9053.2 | 6007.7 | 1019.7 | 1031.6 | 1251.2 | 1225.7 | 1178.0 | 1062.3 | 1155.9 | 1247.8 |
| 70° | 8455.7 | 6606.9 | 4133.4 | 820.5 | 781.4 | 1045.3 | 1101.4 | 1058.9 | 994.2 | 1021.4 | 1118.5 |
| 72.5° | 5958.3 | 4313.8 | 2264.2 | 650.3 | 602.6 | 803.5 | 956.7 | 949.9 | 878.4 | 898.9 | 994.2 |
| 75° | 4427.9 | 3052.4 | 1414.7 | 514.1 | 490.3 | 575.4 | 801.8 | 822.2 | 762.7 | 786.5 | 859.7 |
| 77.5° | 2946.8 | 1976.5 | 786.5 | 381.3 | 381.3 | 420.5 | 597.5 | 692.9 | 648.6 | 667.3 | 718.4 |
| 80° | 1625.8 | 1006.1 | 393.2 | 250.2 | 257.1 | 289.4 | 435.8 | 498.8 | 500.5 | 546.5 | 560.1 |
| 82.5° | 514.1 | 320.0 | 175.3 | 146.4 | 137.9 | 165.1 | 280.9 | 357.5 | 333.7 | 425.6 | 391.5 |
| 85° | 117.5 | 74.9 | 32.3 | 32.3 | 35.7 | 54.5 | 107.2 | 190.7 | 243.4 | 292.8 | 212.8 |
| 87.5° | 0.0 | 0.0 | 0.0 | 0.0 | 0.0 | 0.0 | 0.0 | 1.7 | 74.9 | 110.7 | 98.7 |
| 90° | 0.0 | 0.0 | 0.0 | 0.0 | 0.0 | 0.0 | 0.0 | 0.0 | 0.0 | 0.0 | 0.0 |



REPORT NUMBER: P642057
 CATALOG NUMBER: GWS-SA6C-727-U-SLL-W

CANDELA DISTRIBUTION (continued):

| | 90° | 95° | 105° | 115° | 125° | 135° | 145° | 155° | 165° | 175° | 180° |
|-------|--------|--------|--------|--------|--------|--------|--------|--------|--------|--------|--------|
| 0° | 2774.9 | 2774.9 | 2774.9 | 2774.9 | 2774.9 | 2774.9 | 2774.9 | 2774.9 | 2774.9 | 2774.9 | 2774.9 |
| 2.5° | 2601.2 | 2567.2 | 2557.0 | 2528.0 | 2524.6 | 2497.4 | 2487.2 | 2487.2 | 2499.1 | 2499.1 | 2511.0 |
| 5° | 2431.0 | 2388.4 | 2364.6 | 2330.6 | 2322.0 | 2301.6 | 2288.0 | 2289.7 | 2305.0 | 2315.2 | 2335.7 |
| 7.5° | 2281.2 | 2252.2 | 2235.2 | 2219.9 | 2216.5 | 2213.1 | 2197.8 | 2196.1 | 2201.2 | 2216.5 | 2231.8 |
| 10° | 2218.2 | 2197.8 | 2202.9 | 2214.8 | 2233.5 | 2243.7 | 2230.1 | 2223.3 | 2218.2 | 2228.4 | 2242.0 |
| 12.5° | 2279.5 | 2259.1 | 2269.3 | 2289.7 | 2315.2 | 2325.4 | 2320.3 | 2318.6 | 2323.7 | 2362.9 | 2391.8 |
| 15° | 2414.0 | 2374.8 | 2361.2 | 2369.7 | 2390.1 | 2400.4 | 2395.2 | 2402.1 | 2434.4 | 2536.5 | 2609.7 |
| 17.5° | 2580.8 | 2485.5 | 2431.0 | 2415.7 | 2424.2 | 2432.7 | 2432.7 | 2449.7 | 2505.9 | 2655.7 | 2747.6 |
| 20° | 2671.0 | 2546.8 | 2454.8 | 2417.4 | 2420.8 | 2429.3 | 2429.3 | 2453.1 | 2516.1 | 2676.1 | 2735.7 |
| 22.5° | 2647.2 | 2533.1 | 2420.8 | 2379.9 | 2381.6 | 2388.4 | 2388.4 | 2408.9 | 2465.0 | 2606.3 | 2633.6 |
| 25° | 2553.6 | 2453.1 | 2342.5 | 2306.7 | 2310.1 | 2322.0 | 2318.6 | 2330.6 | 2373.1 | 2488.9 | 2504.2 |
| 27.5° | 2441.2 | 2352.7 | 2243.7 | 2216.5 | 2231.8 | 2255.6 | 2235.2 | 2236.9 | 2276.1 | 2373.1 | 2374.8 |
| 30° | 2320.3 | 2247.1 | 2150.1 | 2129.7 | 2158.6 | 2170.5 | 2151.8 | 2151.8 | 2191.0 | 2257.4 | 2255.6 |
| 32.5° | 2189.3 | 2143.3 | 2073.5 | 2051.4 | 2083.7 | 2102.4 | 2078.6 | 2082.0 | 2112.7 | 2156.9 | 2139.9 |
| 35° | 2066.7 | 2042.9 | 2010.5 | 1995.2 | 2015.6 | 2032.6 | 2017.3 | 2024.1 | 2053.1 | 2065.0 | 2041.2 |
| 37.5° | 1949.2 | 1945.8 | 1949.2 | 1949.2 | 1954.3 | 1959.4 | 1949.2 | 1966.2 | 1991.8 | 1976.5 | 1949.2 |
| 40° | 1847.1 | 1860.7 | 1893.0 | 1884.5 | 1879.4 | 1884.5 | 1877.7 | 1906.7 | 1932.2 | 1905.0 | 1872.6 |
| 42.5° | 1762.0 | 1787.5 | 1836.9 | 1836.9 | 1826.7 | 1830.1 | 1826.7 | 1862.4 | 1881.1 | 1843.7 | 1807.9 |
| 45° | 1688.8 | 1726.2 | 1789.2 | 1797.7 | 1780.7 | 1780.7 | 1787.5 | 1831.8 | 1838.6 | 1787.5 | 1750.0 |
| 47.5° | 1637.7 | 1683.7 | 1755.2 | 1770.5 | 1744.9 | 1743.2 | 1762.0 | 1809.6 | 1809.6 | 1750.0 | 1707.5 |
| 50° | 1601.9 | 1653.0 | 1738.1 | 1758.6 | 1733.0 | 1726.2 | 1756.9 | 1802.8 | 1792.6 | 1721.1 | 1678.5 |
| 52.5° | 1578.1 | 1630.9 | 1736.4 | 1765.4 | 1748.3 | 1741.5 | 1772.2 | 1804.5 | 1779.0 | 1702.4 | 1658.1 |
| 55° | 1562.8 | 1620.7 | 1741.5 | 1765.4 | 1746.6 | 1734.7 | 1765.4 | 1794.3 | 1780.7 | 1692.2 | 1649.6 |
| 57.5° | 1571.3 | 1629.2 | 1734.7 | 1746.6 | 1724.5 | 1704.1 | 1739.8 | 1780.7 | 1775.6 | 1695.6 | 1653.0 |
| 60° | 1557.7 | 1610.4 | 1697.3 | 1700.7 | 1663.2 | 1630.9 | 1683.7 | 1744.9 | 1744.9 | 1683.7 | 1646.2 |
| 62.5° | 1494.7 | 1547.5 | 1624.1 | 1627.5 | 1584.9 | 1549.2 | 1610.4 | 1683.7 | 1681.9 | 1632.6 | 1593.4 |
| 65° | 1390.8 | 1440.2 | 1527.0 | 1535.5 | 1493.0 | 1455.5 | 1518.5 | 1586.6 | 1591.7 | 1547.5 | 1513.4 |
| 67.5° | 1276.8 | 1321.0 | 1385.7 | 1419.8 | 1384.0 | 1344.9 | 1402.8 | 1467.4 | 1465.7 | 1413.0 | 1377.2 |
| 70° | 1140.6 | 1181.4 | 1241.0 | 1270.0 | 1247.8 | 1210.4 | 1263.2 | 1297.2 | 1281.9 | 1256.4 | 1232.5 |
| 72.5° | 1006.1 | 1045.3 | 1101.4 | 1101.4 | 1077.6 | 1041.9 | 1057.2 | 1118.5 | 1137.2 | 1118.5 | 1103.1 |
| 75° | 864.8 | 898.9 | 938.0 | 946.5 | 893.7 | 829.1 | 900.6 | 953.3 | 975.5 | 967.0 | 948.2 |
| 77.5° | 720.1 | 745.6 | 803.5 | 788.2 | 689.5 | 655.4 | 713.3 | 791.6 | 806.9 | 801.8 | 776.3 |
| 80° | 555.0 | 570.3 | 631.6 | 600.9 | 524.3 | 502.2 | 527.7 | 589.0 | 592.4 | 575.4 | 543.1 |
| 82.5° | 372.8 | 393.2 | 434.1 | 374.5 | 372.8 | 352.4 | 332.0 | 338.8 | 369.4 | 366.0 | 343.9 |
| 85° | 190.7 | 200.9 | 240.0 | 224.7 | 192.4 | 166.8 | 158.3 | 168.5 | 151.5 | 137.9 | 119.2 |
| 87.5° | 80.0 | 86.8 | 119.2 | 66.4 | 20.4 | 0.0 | 0.0 | 10.2 | 15.3 | 22.1 | 23.8 |
| 90° | 0.0 | 0.0 | 0.0 | 0.0 | 0.0 | 0.0 | 0.0 | 0.0 | 0.0 | 0.0 | 0.0 |



REPORT NUMBER: P642057
 CATALOG NUMBER: GWS-SA6C-727-U-SLL-W

CANDELA DISTRIBUTION (continued):

| | 185° | 195° | 205° | 215° | 225° | 235° | 245° | 255° | 265° | 270° | 275° |
|-------|--------|--------|--------|--------|--------|--------|--------|--------|---------|---------|---------|
| 0° | 2774.9 | 2774.9 | 2774.9 | 2774.9 | 2774.9 | 2774.9 | 2774.9 | 2774.9 | 2774.9 | 2774.9 | 2774.9 |
| 2.5° | 2538.2 | 2557.0 | 2602.9 | 2660.8 | 2717.0 | 2774.9 | 2837.9 | 2877.0 | 2924.7 | 2986.0 | 2987.7 |
| 5° | 2361.2 | 2403.8 | 2470.1 | 2558.7 | 2650.6 | 2756.1 | 2878.7 | 2980.9 | 3103.4 | 3200.5 | 3239.6 |
| 7.5° | 2252.2 | 2313.5 | 2396.9 | 2509.3 | 2630.2 | 2761.3 | 2921.3 | 3093.2 | 3294.1 | 3423.5 | 3500.1 |
| 10° | 2262.5 | 2356.1 | 2439.5 | 2534.8 | 2643.8 | 2785.1 | 2991.1 | 3219.2 | 3466.0 | 3636.3 | 3731.6 |
| 12.5° | 2444.6 | 2543.4 | 2528.0 | 2522.9 | 2596.1 | 2768.1 | 3047.3 | 3346.9 | 3648.2 | 3818.4 | 3932.5 |
| 15° | 2674.4 | 2711.9 | 2567.2 | 2458.2 | 2502.5 | 2706.8 | 3077.9 | 3460.9 | 3799.7 | 4007.4 | 4119.8 |
| 17.5° | 2791.9 | 2717.0 | 2541.6 | 2378.2 | 2366.3 | 2613.1 | 3093.2 | 3576.7 | 3969.9 | 4177.6 | 4296.8 |
| 20° | 2737.4 | 2628.5 | 2480.4 | 2325.4 | 2240.3 | 2485.5 | 3084.7 | 3668.6 | 4124.9 | 4356.4 | 4453.4 |
| 22.5° | 2620.0 | 2524.6 | 2408.9 | 2260.8 | 2138.2 | 2345.9 | 3062.6 | 3760.6 | 4262.8 | 4496.0 | 4581.1 |
| 25° | 2492.3 | 2420.8 | 2325.4 | 2196.1 | 2080.3 | 2223.3 | 3047.3 | 3883.1 | 4421.1 | 4644.1 | 4698.6 |
| 27.5° | 2364.6 | 2311.8 | 2233.5 | 2133.1 | 2066.7 | 2138.2 | 3052.4 | 4043.1 | 4625.4 | 4836.5 | 4814.3 |
| 30° | 2238.6 | 2192.7 | 2138.2 | 2093.9 | 2065.0 | 2117.8 | 3038.7 | 4213.4 | 4850.1 | 5045.8 | 4914.8 |
| 32.5° | 2119.5 | 2076.9 | 2042.9 | 2049.7 | 2066.7 | 2126.3 | 2968.9 | 4368.3 | 5056.1 | 5222.9 | 5023.7 |
| 35° | 2017.3 | 1973.1 | 1973.1 | 1996.9 | 2059.9 | 2097.3 | 2788.5 | 4489.2 | 5284.2 | 5451.0 | 5178.6 |
| 37.5° | 1922.0 | 1882.8 | 1908.4 | 1947.5 | 2007.1 | 2019.0 | 2557.0 | 4606.6 | 5616.1 | 5772.8 | 5418.7 |
| 40° | 1838.6 | 1799.4 | 1845.4 | 1894.7 | 1925.4 | 1920.3 | 2322.0 | 4770.1 | 6007.7 | 6169.4 | 5737.0 |
| 42.5° | 1772.2 | 1736.4 | 1777.3 | 1840.3 | 1845.4 | 1850.5 | 2150.1 | 4926.7 | 6462.2 | 6668.2 | 6285.2 |
| 45° | 1717.7 | 1692.2 | 1712.6 | 1775.6 | 1775.6 | 1853.9 | 2042.9 | 5057.8 | 7146.6 | 7510.9 | 7291.3 |
| 47.5° | 1675.1 | 1659.8 | 1670.0 | 1690.5 | 1724.5 | 1915.2 | 1974.8 | 5158.2 | 8392.7 | 9107.7 | 8886.4 |
| 50° | 1651.3 | 1636.0 | 1649.6 | 1607.0 | 1709.2 | 1945.8 | 1952.6 | 5234.8 | 10035.5 | 11155.7 | 10881.6 |
| 52.5° | 1630.9 | 1625.8 | 1634.3 | 1535.5 | 1743.2 | 1925.4 | 1935.6 | 5132.7 | 11137.0 | 13171.3 | 13442.0 |
| 55° | 1624.1 | 1627.5 | 1586.6 | 1482.8 | 1784.1 | 1857.3 | 1884.5 | 4402.3 | 11436.6 | 14909.4 | 16589.7 |
| 57.5° | 1627.5 | 1617.3 | 1513.4 | 1487.9 | 1785.8 | 1721.1 | 1957.7 | 3140.9 | 11000.8 | 15665.3 | 19669.3 |
| 60° | 1615.6 | 1564.5 | 1424.9 | 1533.8 | 1707.5 | 1561.1 | 1905.0 | 2048.0 | 9851.7 | 15084.8 | 19848.0 |
| 62.5° | 1562.8 | 1487.9 | 1348.3 | 1559.4 | 1567.9 | 1465.7 | 1729.6 | 1578.1 | 8319.5 | 13842.0 | 18125.2 |
| 65° | 1486.2 | 1385.7 | 1283.6 | 1506.6 | 1426.6 | 1421.5 | 1300.6 | 1264.9 | 6690.3 | 12362.7 | 16490.9 |
| 67.5° | 1360.2 | 1259.8 | 1235.9 | 1385.7 | 1283.6 | 1259.8 | 1045.3 | 1048.7 | 5338.7 | 10786.3 | 14848.1 |
| 70° | 1217.2 | 1116.8 | 1135.5 | 1252.9 | 1142.3 | 1047.0 | 846.1 | 873.3 | 4050.0 | 8986.8 | 12633.3 |
| 72.5° | 1123.6 | 989.1 | 990.8 | 1103.1 | 1004.4 | 847.8 | 696.3 | 720.1 | 2570.6 | 6773.8 | 10044.0 |
| 75° | 948.2 | 871.6 | 834.2 | 893.7 | 852.9 | 660.5 | 585.6 | 580.5 | 1523.6 | 4855.2 | 7521.1 |
| 77.5° | 791.6 | 732.0 | 713.3 | 737.1 | 636.7 | 488.6 | 471.6 | 463.0 | 863.1 | 3110.2 | 4928.4 |
| 80° | 573.7 | 558.4 | 556.7 | 568.6 | 490.3 | 359.2 | 359.2 | 360.9 | 464.7 | 1688.8 | 2778.3 |
| 82.5° | 364.3 | 398.4 | 352.4 | 391.5 | 333.7 | 255.4 | 238.3 | 270.7 | 267.3 | 720.1 | 1171.2 |
| 85° | 151.5 | 207.7 | 194.1 | 206.0 | 158.3 | 139.6 | 149.8 | 161.7 | 154.9 | 277.5 | 456.2 |
| 87.5° | 28.9 | 34.0 | 37.5 | 35.7 | 35.7 | 44.3 | 49.4 | 59.6 | 59.6 | 80.0 | 137.9 |
| 90° | 0.0 | 0.0 | 0.0 | 0.0 | 0.0 | 0.0 | 0.0 | 0.0 | 0.0 | 0.0 | 0.0 |



REPORT NUMBER: P642057
 CATALOG NUMBER: GWS-SA6C-727-U-SLL-W

CANDELA DISTRIBUTION (continued):

| | 285° | 295° | 305° | 315° | 325° | 335° | 345° | 355° | 358° | 360° |
|-------|---------|---------|---------|---------|---------|---------|---------|---------|---------|---------|
| 0° | 2774.9 | 2774.9 | 2774.9 | 2774.9 | 2774.9 | 2774.9 | 2774.9 | 2774.9 | 2774.9 | 2774.9 |
| 2.5° | 3052.4 | 3101.7 | 3091.5 | 3113.6 | 3084.7 | 3094.9 | 3037.0 | 3021.7 | 3011.5 | 3014.9 |
| 5° | 3365.6 | 3466.0 | 3484.8 | 3522.2 | 3496.7 | 3496.7 | 3394.5 | 3317.9 | 3290.7 | 3270.3 |
| 7.5° | 3683.9 | 3828.6 | 3924.0 | 3934.2 | 3920.6 | 3893.3 | 3745.2 | 3607.3 | 3558.0 | 3515.4 |
| 10° | 3966.5 | 4140.2 | 4247.4 | 4298.5 | 4273.0 | 4230.4 | 4046.6 | 3857.6 | 3798.0 | 3760.6 |
| 12.5° | 4182.7 | 4336.0 | 4407.5 | 4441.5 | 4438.1 | 4422.8 | 4273.0 | 4068.7 | 4005.7 | 3947.8 |
| 15° | 4322.3 | 4398.9 | 4371.7 | 4370.0 | 4393.8 | 4455.1 | 4409.2 | 4249.1 | 4175.9 | 4123.2 |
| 17.5° | 4412.6 | 4339.4 | 4218.5 | 4162.3 | 4213.4 | 4358.1 | 4463.6 | 4373.4 | 4307.0 | 4249.1 |
| 20° | 4444.9 | 4184.4 | 4009.1 | 3905.3 | 3964.8 | 4174.2 | 4434.7 | 4463.6 | 4407.5 | 4359.8 |
| 22.5° | 4407.5 | 3995.5 | 3757.1 | 3634.6 | 3692.5 | 3942.7 | 4349.6 | 4536.8 | 4499.4 | 4453.4 |
| 25° | 4315.5 | 3798.0 | 3512.0 | 3401.3 | 3464.3 | 3719.7 | 4198.1 | 4604.9 | 4606.6 | 4569.2 |
| 27.5° | 4201.5 | 3615.8 | 3340.1 | 3236.2 | 3297.5 | 3535.8 | 4050.0 | 4664.5 | 4724.1 | 4710.5 |
| 30° | 4085.7 | 3506.9 | 3258.3 | 3185.1 | 3231.1 | 3442.2 | 3898.4 | 4725.8 | 4845.0 | 4868.8 |
| 32.5° | 4032.9 | 3559.7 | 3450.7 | 3483.1 | 3423.5 | 3496.7 | 3844.0 | 4812.6 | 4991.4 | 5030.5 |
| 35° | 4102.7 | 4027.8 | 4303.6 | 4431.3 | 4220.2 | 3942.7 | 3913.8 | 4943.7 | 5197.4 | 5255.2 |
| 37.5° | 4441.5 | 5030.5 | 5442.5 | 5891.9 | 5525.9 | 4914.8 | 4259.3 | 5166.7 | 5491.9 | 5583.8 |
| 40° | 5178.6 | 5905.5 | 6649.5 | 7230.0 | 6676.7 | 5854.5 | 4916.5 | 5498.7 | 5897.0 | 5980.5 |
| 42.5° | 5873.2 | 6726.1 | 7750.9 | 8501.7 | 7783.3 | 6622.2 | 5624.7 | 6057.1 | 6431.6 | 6477.5 |
| 45° | 6554.2 | 7531.3 | 9083.9 | 10127.4 | 9152.0 | 7352.6 | 6348.2 | 7000.2 | 7282.8 | 7284.5 |
| 47.5° | 7352.6 | 8438.7 | 10755.6 | 12241.8 | 10968.4 | 8161.2 | 7027.4 | 8493.2 | 8886.4 | 8694.0 |
| 50° | 8307.6 | 9340.9 | 12476.7 | 14701.7 | 13183.2 | 9155.4 | 7890.5 | 10313.0 | 10849.2 | 10631.3 |
| 52.5° | 9586.1 | 10335.1 | 14373.2 | 17100.4 | 15597.2 | 10287.5 | 9141.8 | 12716.8 | 12893.8 | 12486.9 |
| 55° | 11385.5 | 11770.2 | 16807.6 | 20062.5 | 18292.0 | 11681.7 | 10971.8 | 15733.4 | 15238.0 | 14071.8 |
| 57.5° | 15483.1 | 14041.2 | 19933.1 | 23441.7 | 21341.0 | 14214.8 | 14982.6 | 19059.8 | 17297.9 | 15331.6 |
| 60° | 18911.7 | 16799.1 | 22825.5 | 26795.4 | 23954.1 | 17006.7 | 18748.3 | 19638.6 | 17221.2 | 15192.0 |
| 62.5° | 17755.8 | 17502.1 | 23869.0 | 27164.8 | 24846.2 | 18380.6 | 18048.6 | 18179.7 | 16097.7 | 14264.2 |
| 65° | 15578.5 | 16145.3 | 22937.8 | 25413.1 | 23857.1 | 17149.7 | 16325.8 | 16831.4 | 14812.4 | 12965.3 |
| 67.5° | 14293.2 | 14710.2 | 21281.4 | 22609.3 | 22059.4 | 15818.5 | 14986.0 | 14620.0 | 12817.2 | 11247.6 |
| 70° | 12978.9 | 13324.5 | 18956.0 | 19090.5 | 19255.6 | 13605.4 | 12253.7 | 11164.2 | 9553.7 | 8455.7 |
| 72.5° | 11215.3 | 11234.0 | 16016.0 | 15236.3 | 15549.5 | 10646.7 | 9863.6 | 8346.8 | 6954.2 | 5958.3 |
| 75° | 9409.0 | 8894.9 | 12677.6 | 10650.1 | 11278.2 | 8282.1 | 8190.1 | 6290.3 | 5245.0 | 4427.9 |
| 77.5° | 7173.8 | 6572.9 | 9260.9 | 7003.6 | 7921.2 | 5515.7 | 6157.5 | 4266.2 | 3690.8 | 2946.8 |
| 80° | 4816.0 | 4441.5 | 5117.3 | 3952.9 | 5182.0 | 3801.4 | 4015.9 | 2417.4 | 2095.6 | 1625.8 |
| 82.5° | 2539.9 | 2168.8 | 3163.0 | 2344.2 | 3125.6 | 2088.8 | 1506.6 | 747.3 | 636.7 | 514.1 |
| 85° | 984.0 | 1138.9 | 1550.9 | 834.2 | 1212.1 | 745.6 | 435.8 | 185.6 | 154.9 | 117.5 |
| 87.5° | 190.7 | 294.5 | 161.7 | 0.0 | 0.0 | 0.0 | 0.0 | 0.0 | 0.0 | 0.0 |
| 90° | 0.0 | 0.0 | 0.0 | 0.0 | 0.0 | 0.0 | 0.0 | 0.0 | 0.0 | 0.0 |

Signify Classified - Internal
Cooper Lighting Solutions Photometric Lab
1121 Highway 74 South
Peachtree City, GA 30269



LM-79-2008: Approved Method: Electrical and Photometric Measurements of Solid-
State Lighting Products

Report Prepared for

Cooper Lighting Solutions

McGRAW-EDISON

Report Number: SP1-1908-441-1-R4

Test Date: 08/20/2019

Luminaire Tested: SA1C-727-U-5WQ

Test Information

Test Method: LM-79-2008
 Report Number: SP1-1908-441-1-R4
 Test Lab: COOPER LIGHTING SOLUTIONS
 Photometer: SP1 - 76IN SPHERE
 Measurement Geometry: 4π
 Issue Date: 10/28/2024
 Manufacturer: COOPER LIGHTING SOLUTIONS
 Product Line: McGRAW-EDISON
 Catalog Number: **SA1C-727-U-5WQ**
 Description: McGRAW EDISON ROADWAY AND AREA LUMINAIRE

THIS IS A REVISION OF SP1-1908-441-1-R3. TO UPDATE THE CATALOG NUMBER.TESTED IN
 SITU. (1) 70 CRI, 2700K, 1050MA LIGHTSQUARE WITH 16 LEDS AND TYPE V WIDE OPTICS.

Spectral Parameters

CCT (K): 2741
 CIE u': 0.2605
 CIE v': 0.5272
 Duv: 0.0005
 CIE x: 0.4573
 CIE y: 0.4113
 CIE z: 0.1313
 Peak Wavelength (nm): 602
 Dominant Wavelength (nm): 583
 Purity: 61.2
 Rf: 69.9
 Rg: 98.3

| | | | |
|-----------|------|------|-------|
| CRI (Ra): | 71.5 | | |
| R1: | 69.2 | R9: | -16.1 |
| R2: | 79.4 | R10: | 51.4 |
| R3: | 87.8 | R11: | 63.1 |
| R4: | 69.4 | R12: | 42.0 |
| R5: | 66.4 | R13: | 70.2 |
| R6: | 69.8 | R14: | 92.4 |
| R7: | 79.8 | | |
| R8: | 50.1 | | |



Test Conditions

Stabilization Time: 56M
 Operation Time: 12H
 Room Temperature (°C) / RH%: 25.3./42%
 Sphere Temperature (°C): 25.7

REPORT NUMBER: SP1-1908-441-1-R4

| Measurement and Test Equipment | | | |
|--------------------------------|-----------------------|------------------|----------------------|
| Instrument | Identification Number | Calibration Date | Calibration Due Date |
| Photometer | IN0058 | 6/28/2019 | 12/28/2019 |
| Power Meter | IN0071 | 12/5/2018 | 12/5/2019 |
| AC Power Source | IN0063 | 12/5/2018 | 12/5/2019 |
| DC Power Source | IN0208 | 12/5/2018 | 12/5/2019 |
| Sphere Thermometer | IN0085 | 12/5/2018 | 12/5/2019 |
| Room Thermometer | IN0046 | 12/5/2018 | 12/5/2019 |

REPORT NUMBER: SP1-1908-441-1-R4

CIE 1931 Chromaticity Diagram



CIE 1931 Chromaticity Diagram with 2017 ANSI 7-Step and 4-Step Quadrangles



Point lies inside the ANSI 2700K 4-step quadrangle

REPORT NUMBER: SP1-1908-441-1-R4

Photopic Flux vs. Wavelength



Photopic Lumens: 6211.7

| λ (nm) | Power (µW/nm) | Lumens (φ/nm) | λ (nm) | Power (µW/nm) | Lumens (φ/nm) | λ (nm) | Power (µW/nm) | Lumens (φ/nm) | λ (nm) | Power (µW/nm) | Lumens (φ/nm) | λ (nm) | Power (µW/nm) | Lumens (φ/nm) |
|--------|---------------|---------------|--------|---------------|---------------|--------|---------------|---------------|--------|---------------|---------------|--------|---------------|---------------|
| 360 | 2044 | 0.0 | 490 | 7179 | 1.0 | 620 | 118034 | 30.7 | 750 | 8362 | 0.0 | 880 | 3128 | 0.0 |
| 365 | 2016 | 0.0 | 495 | 10476 | 1.9 | 625 | 111884 | 24.7 | 755 | 7635 | 0.0 | 885 | 3110 | 0.0 |
| 370 | 2020 | 0.0 | 500 | 15549 | 3.4 | 630 | 106119 | 19.2 | 760 | 6582 | 0.0 | 890 | 2632 | 0.0 |
| 375 | 2137 | 0.0 | 505 | 22477 | 6.3 | 635 | 99706 | 15.0 | 765 | 5777 | 0.0 | 895 | 2709 | 0.0 |
| 380 | 2046 | 0.0 | 510 | 30417 | 10.4 | 640 | 92142 | 11.0 | 770 | 5474 | 0.0 | 900 | 2016 | 0.0 |
| 385 | 1925 | 0.0 | 515 | 39274 | 16.3 | 645 | 84987 | 8.2 | 775 | 4977 | 0.0 | 905 | 1748 | 0.0 |
| 390 | 1893 | 0.0 | 520 | 47282 | 22.9 | 650 | 78016 | 5.7 | 780 | 4723 | 0.0 | 910 | 2046 | 0.0 |
| 395 | 1695 | 0.0 | 525 | 55413 | 29.7 | 655 | 71541 | 4.1 | 785 | 4219 | 0.0 | 915 | 1844 | 0.0 |
| 400 | 1633 | 0.0 | 530 | 62377 | 36.7 | 660 | 64863 | 2.7 | 790 | 3969 | 0.0 | 920 | 2734 | 0.0 |
| 405 | 2065 | 0.0 | 535 | 68520 | 42.5 | 665 | 58485 | 1.9 | 795 | 4122 | 0.0 | 925 | 2307 | 0.0 |
| 410 | 3449 | 0.0 | 540 | 73435 | 47.8 | 670 | 51641 | 1.1 | 800 | 2864 | 0.0 | 930 | 2039 | 0.0 |
| 415 | 7117 | 0.0 | 545 | 78677 | 52.4 | 675 | 46030 | 0.8 | 805 | 3151 | 0.0 | 935 | 1784 | 0.0 |
| 420 | 13992 | 0.0 | 550 | 83331 | 56.6 | 680 | 40590 | 0.5 | 810 | 3022 | 0.0 | 940 | 2464 | 0.0 |
| 425 | 25176 | 0.1 | 555 | 89120 | 60.9 | 685 | 35691 | 0.3 | 815 | 3471 | 0.0 | 945 | 2794 | 0.0 |
| 430 | 38151 | 0.3 | 560 | 94613 | 64.3 | 690 | 31631 | 0.2 | 820 | 2749 | 0.0 | 950 | 3090 | 0.0 |
| 435 | 49673 | 0.6 | 565 | 99818 | 66.4 | 695 | 27437 | 0.1 | 825 | 2729 | 0.0 | 955 | 1866 | 0.0 |
| 440 | 57273 | 0.9 | 570 | 106526 | 69.3 | 700 | 24589 | 0.1 | 830 | 2282 | 0.0 | 960 | 3110 | 0.0 |
| 445 | 54802 | 1.1 | 575 | 111610 | 69.4 | 705 | 21832 | 0.0 | 835 | 3140 | 0.0 | 965 | 3880 | 0.0 |
| 450 | 39184 | 1.0 | 580 | 117163 | 69.6 | 710 | 19500 | 0.0 | 840 | 2365 | 0.0 | 970 | 3243 | 0.0 |
| 455 | 22506 | 0.8 | 585 | 122201 | 67.9 | 715 | 17870 | 0.0 | 845 | 3024 | 0.0 | 975 | 2014 | 0.0 |
| 460 | 13692 | 0.6 | 590 | 125662 | 65.0 | 720 | 15924 | 0.0 | 850 | 2510 | 0.0 | 980 | 1688 | 0.0 |
| 465 | 9446 | 0.5 | 595 | 127415 | 60.4 | 725 | 14268 | 0.0 | 855 | 2739 | 0.0 | 985 | 2827 | 0.0 |
| 470 | 6698 | 0.4 | 600 | 129155 | 55.7 | 730 | 12438 | 0.0 | 860 | 3515 | 0.0 | 990 | 4172 | 0.0 |
| 475 | 5328 | 0.4 | 605 | 128057 | 49.6 | 735 | 11255 | 0.0 | 865 | 3600 | 0.0 | 995 | 3177 | 0.0 |
| 480 | 5081 | 0.5 | 610 | 126031 | 43.3 | 740 | 9951 | 0.0 | 870 | 3609 | 0.0 | 1000 | 3241 | 0.0 |
| 485 | 5579 | 0.7 | 615 | 123059 | 37.1 | 745 | 8870 | 0.0 | 875 | 3208 | 0.0 | | | |

REPORT NUMBER: SP1-1908-441-1-R4

Scotopic Flux vs. Wavelength



Scotopic Lumens: 6474.3

S/P: 1.04

| λ (nm) | Power (µW/nm) | Lumens (φ/nm) | λ (nm) | Power (µW/nm) | Lumens (φ/nm) | λ (nm) | Power (µW/nm) | Lumens (φ/nm) | λ (nm) | Power (µW/nm) | Lumens (φ/nm) | λ (nm) | Power (µW/nm) | Lumens (φ/nm) |
|--------|---------------|---------------|--------|---------------|---------------|--------|---------------|---------------|--------|---------------|---------------|--------|---------------|---------------|
| 360 | 2044 | 0.0 | 490 | 7179 | 6.0 | 620 | 118034 | 0.1 | 750 | 8362 | 0.0 | 880 | 3128 | 0.0 |
| 365 | 2016 | 0.0 | 495 | 10476 | 8.6 | 625 | 111884 | 0.1 | 755 | 7635 | 0.0 | 885 | 3110 | 0.0 |
| 370 | 2020 | 0.0 | 500 | 15549 | 12.5 | 630 | 106119 | 0.0 | 760 | 6582 | 0.0 | 890 | 2632 | 0.0 |
| 375 | 2137 | 0.0 | 505 | 22477 | 17.3 | 635 | 99706 | 0.0 | 765 | 5777 | 0.0 | 895 | 2709 | 0.0 |
| 380 | 2046 | 0.0 | 510 | 30417 | 21.8 | 640 | 92142 | 0.0 | 770 | 5474 | 0.0 | 900 | 2016 | 0.0 |
| 385 | 1925 | 0.0 | 515 | 39274 | 25.7 | 645 | 84987 | 0.0 | 775 | 4977 | 0.0 | 905 | 1748 | 0.0 |
| 390 | 1893 | 0.0 | 520 | 47282 | 27.5 | 650 | 78016 | 0.0 | 780 | 4723 | 0.0 | 910 | 2046 | 0.0 |
| 395 | 1695 | 0.0 | 525 | 55413 | 28.1 | 655 | 71541 | 0.0 | 785 | 4219 | 0.0 | 915 | 1844 | 0.0 |
| 400 | 1633 | 0.0 | 530 | 62377 | 27.0 | 660 | 64863 | 0.0 | 790 | 3969 | 0.0 | 920 | 2734 | 0.0 |
| 405 | 2065 | 0.0 | 535 | 68520 | 24.7 | 665 | 58485 | 0.0 | 795 | 4122 | 0.0 | 925 | 2307 | 0.0 |
| 410 | 3449 | 0.1 | 540 | 73435 | 21.5 | 670 | 51641 | 0.0 | 800 | 2864 | 0.0 | 930 | 2039 | 0.0 |
| 415 | 7117 | 0.5 | 545 | 78677 | 18.3 | 675 | 46030 | 0.0 | 805 | 3151 | 0.0 | 935 | 1784 | 0.0 |
| 420 | 13992 | 1.6 | 550 | 83331 | 15.0 | 680 | 40590 | 0.0 | 810 | 3022 | 0.0 | 940 | 2464 | 0.0 |
| 425 | 25176 | 3.9 | 555 | 89120 | 12.0 | 685 | 35691 | 0.0 | 815 | 3471 | 0.0 | 945 | 2794 | 0.0 |
| 430 | 38151 | 8.1 | 560 | 94613 | 9.3 | 690 | 31631 | 0.0 | 820 | 2749 | 0.0 | 950 | 3090 | 0.0 |
| 435 | 49673 | 13.3 | 565 | 99818 | 7.0 | 695 | 27437 | 0.0 | 825 | 2729 | 0.0 | 955 | 1866 | 0.0 |
| 440 | 57273 | 19.1 | 570 | 106526 | 5.2 | 700 | 24589 | 0.0 | 830 | 2282 | 0.0 | 960 | 3110 | 0.0 |
| 445 | 54802 | 21.6 | 575 | 111610 | 3.7 | 705 | 21832 | 0.0 | 835 | 3140 | 0.0 | 965 | 3880 | 0.0 |
| 450 | 39184 | 18.1 | 580 | 117163 | 2.6 | 710 | 19500 | 0.0 | 840 | 2365 | 0.0 | 970 | 3243 | 0.0 |
| 455 | 22506 | 11.8 | 585 | 122201 | 1.8 | 715 | 17870 | 0.0 | 845 | 3024 | 0.0 | 975 | 2014 | 0.0 |
| 460 | 13692 | 8.1 | 590 | 125662 | 1.2 | 720 | 15924 | 0.0 | 850 | 2510 | 0.0 | 980 | 1688 | 0.0 |
| 465 | 9446 | 6.2 | 595 | 127415 | 0.8 | 725 | 14268 | 0.0 | 855 | 2739 | 0.0 | 985 | 2827 | 0.0 |
| 470 | 6698 | 4.8 | 600 | 129155 | 0.5 | 730 | 12438 | 0.0 | 860 | 3515 | 0.0 | 990 | 4172 | 0.0 |
| 475 | 5328 | 4.1 | 605 | 128057 | 0.4 | 735 | 11255 | 0.0 | 865 | 3600 | 0.0 | 995 | 3177 | 0.0 |
| 480 | 5081 | 4.1 | 610 | 126031 | 0.2 | 740 | 9951 | 0.0 | 870 | 3609 | 0.0 | 1000 | 3241 | 0.0 |
| 485 | 5579 | 4.6 | 615 | 123059 | 0.1 | 745 | 8870 | 0.0 | 875 | 3208 | 0.0 | | | |

REPORT NUMBER: SP1-1908-441-1-R4

Melanopic Flux vs. Wavelength



Melanopic Lumens: 2145.7 M/P: 0.35

| λ (nm) | Power ($\mu\text{W}/\text{nm}$) | Lumens (ϕ/nm) | λ (nm) | Power ($\mu\text{W}/\text{nm}$) | Lumens (ϕ/nm) | λ (nm) | Power ($\mu\text{W}/\text{nm}$) | Lumens (ϕ/nm) | λ (nm) | Power ($\mu\text{W}/\text{nm}$) | Lumens (ϕ/nm) | λ (nm) | Power ($\mu\text{W}/\text{nm}$) | Lumens (ϕ/nm) |
|----------------|-----------------------------------|-----------------------------|----------------|-----------------------------------|-----------------------------|----------------|-----------------------------------|-----------------------------|----------------|-----------------------------------|-----------------------------|----------------|-----------------------------------|-----------------------------|
| 360 | 2044 | 0.0 | 490 | 7179 | 11.1 | 620 | 118034 | 1.5 | 750 | 8362 | 0.0 | 880 | 3128 | 0.0 |
| 365 | 2016 | 0.0 | 495 | 10476 | 16.9 | 625 | 111884 | 0.9 | 755 | 7635 | 0.0 | 885 | 3110 | 0.0 |
| 370 | 2020 | 0.0 | 500 | 15549 | 26.0 | 630 | 106119 | 0.6 | 760 | 6582 | 0.0 | 890 | 2632 | 0.0 |
| 375 | 2137 | 0.0 | 505 | 22477 | 38.2 | 635 | 99706 | 0.4 | 765 | 5777 | 0.0 | 895 | 2709 | 0.0 |
| 380 | 2046 | 0.0 | 510 | 30417 | 51.6 | 640 | 92142 | 0.2 | 770 | 5474 | 0.0 | 900 | 2016 | 0.0 |
| 385 | 1925 | 0.0 | 515 | 39274 | 65.1 | 645 | 84987 | 0.1 | 775 | 4977 | 0.0 | 905 | 1748 | 0.0 |
| 390 | 1893 | 0.0 | 520 | 47282 | 75.2 | 650 | 78016 | 0.1 | 780 | 4723 | 0.0 | 910 | 2046 | 0.0 |
| 395 | 1695 | 0.0 | 525 | 55413 | 82.9 | 655 | 71541 | 0.1 | 785 | 4219 | 0.0 | 915 | 1844 | 0.0 |
| 400 | 1633 | 0.0 | 530 | 62377 | 86.0 | 660 | 64863 | 0.0 | 790 | 3969 | 0.0 | 920 | 2734 | 0.0 |
| 405 | 2065 | 0.1 | 535 | 68520 | 85.4 | 665 | 58485 | 0.0 | 795 | 4122 | 0.0 | 925 | 2307 | 0.0 |
| 410 | 3449 | 0.2 | 540 | 73435 | 81.1 | 670 | 51641 | 0.0 | 800 | 2864 | 0.0 | 930 | 2039 | 0.0 |
| 415 | 7117 | 0.7 | 545 | 78677 | 75.4 | 675 | 46030 | 0.0 | 805 | 3151 | 0.0 | 935 | 1784 | 0.0 |
| 420 | 13992 | 2.3 | 550 | 83331 | 68.1 | 680 | 40590 | 0.0 | 810 | 3022 | 0.0 | 940 | 2464 | 0.0 |
| 425 | 25176 | 6.2 | 555 | 89120 | 60.9 | 685 | 35691 | 0.0 | 815 | 3471 | 0.0 | 945 | 2794 | 0.0 |
| 430 | 38151 | 13.0 | 560 | 94613 | 52.9 | 690 | 31631 | 0.0 | 820 | 2749 | 0.0 | 950 | 3090 | 0.0 |
| 435 | 49673 | 22.2 | 565 | 99818 | 44.8 | 695 | 27437 | 0.0 | 825 | 2729 | 0.0 | 955 | 1866 | 0.0 |
| 440 | 57273 | 32.0 | 570 | 106526 | 37.6 | 700 | 24589 | 0.0 | 830 | 2282 | 0.0 | 960 | 3110 | 0.0 |
| 445 | 54802 | 36.7 | 575 | 111610 | 30.4 | 705 | 21832 | 0.0 | 835 | 3140 | 0.0 | 965 | 3880 | 0.0 |
| 450 | 39184 | 30.4 | 580 | 117163 | 24.1 | 710 | 19500 | 0.0 | 840 | 2365 | 0.0 | 970 | 3243 | 0.0 |
| 455 | 22506 | 19.7 | 585 | 122201 | 18.7 | 715 | 17870 | 0.0 | 845 | 3024 | 0.0 | 975 | 2014 | 0.0 |
| 460 | 13692 | 13.2 | 590 | 125662 | 14.0 | 720 | 15924 | 0.0 | 850 | 2510 | 0.0 | 980 | 1688 | 0.0 |
| 465 | 9446 | 10.0 | 595 | 127415 | 10.2 | 725 | 14268 | 0.0 | 855 | 2739 | 0.0 | 985 | 2827 | 0.0 |
| 470 | 6698 | 7.7 | 600 | 129155 | 7.3 | 730 | 12438 | 0.0 | 860 | 3515 | 0.0 | 990 | 4172 | 0.0 |
| 475 | 5328 | 6.7 | 605 | 128057 | 5.0 | 735 | 11255 | 0.0 | 865 | 3600 | 0.0 | 995 | 3177 | 0.0 |
| 480 | 5081 | 6.9 | 610 | 126031 | 3.4 | 740 | 9951 | 0.0 | 870 | 3609 | 0.0 | 1000 | 3241 | 0.0 |
| 485 | 5579 | 8.1 | 615 | 123059 | 2.3 | 745 | 8870 | 0.0 | 875 | 3208 | 0.0 | | | |

REPORT NUMBER: SP1-1908-441-1-R4

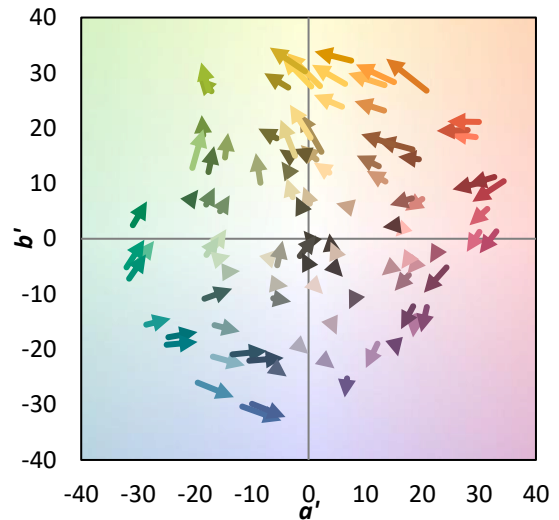
TM-30-18

Summary

$R_f = 69.9$
 $R_g = 98.3$
 $CIE R_a = 71.5$
 $R_g = -16.1$



Color Vector Graphics



REPORT NUMBER: SP1-1908-441-1-R4

TM-30-18

Individual Sample Fidelity Index ($R_{f,i}$)

| | | | |
|------------|------------|------------|------------|
| CES01 = 86 | CES26 = 54 | CES51 = 77 | CES76 = 48 |
| CES02 = 63 | CES27 = 74 | CES52 = 80 | CES77 = 75 |
| CES03 = 31 | CES28 = 80 | CES53 = 66 | CES78 = 56 |
| CES04 = 71 | CES29 = 44 | CES54 = 77 | CES79 = 81 |
| CES05 = 50 | CES30 = 46 | CES55 = 74 | CES80 = 80 |
| CES06 = 52 | CES31 = 50 | CES56 = 63 | CES81 = 73 |
| CES07 = 42 | CES32 = 49 | CES57 = 60 | CES82 = 91 |
| CES08 = 41 | CES33 = 53 | CES58 = 63 | CES83 = 84 |
| CES09 = 29 | CES34 = 66 | CES59 = 85 | CES84 = 90 |
| CES10 = 77 | CES35 = 82 | CES60 = 89 | CES85 = 87 |
| CES11 = 60 | CES36 = 78 | CES61 = 85 | CES86 = 65 |
| CES12 = 66 | CES37 = 75 | CES62 = 69 | CES87 = 78 |
| CES13 = 43 | CES38 = 53 | CES63 = 68 | CES88 = 73 |
| CES14 = 74 | CES39 = 91 | CES64 = 68 | CES89 = 68 |
| CES15 = 71 | CES40 = 85 | CES65 = 65 | CES90 = 68 |
| CES16 = 48 | CES41 = 76 | CES66 = 62 | CES91 = 91 |
| CES17 = 50 | CES42 = 76 | CES67 = 60 | CES92 = 71 |
| CES18 = 57 | CES43 = 65 | CES68 = 68 | CES93 = 82 |
| CES19 = 73 | CES44 = 98 | CES69 = 77 | CES94 = 57 |
| CES20 = 67 | CES45 = 75 | CES70 = 60 | CES95 = 78 |
| CES21 = 88 | CES46 = 70 | CES71 = 57 | CES96 = 80 |
| CES22 = 80 | CES47 = 63 | CES72 = 86 | CES97 = 79 |
| CES23 = 92 | CES48 = 51 | CES73 = 52 | CES98 = 71 |
| CES24 = 91 | CES49 = 68 | CES74 = 90 | CES99 = 64 |
| CES25 = 73 | CES50 = 77 | CES75 = 58 | |



REPORT NUMBER: SP1-1908-441-1-R4

TM-30-18

Color Rendition by Hue-Angle Bin



REPORT NUMBER: SP1-1908-441-1-R4

TM-30-18

Measure Comparisons



(END OF REPORT)